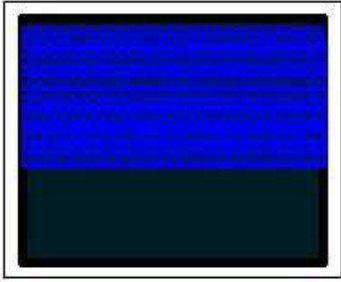


PC MODERATOR

Quick Reference Guide Graphic Screen Images

Computer Power On or Reset



Normal



Computer power cycled 3 times without proper log in.

When the computer is powered with the PC Moderator installed, the screen will show a flashing blue or red screen that gets smaller toward the top. Do not type on the keyboard during this time. Wait until the Login Prompt appears. If resuming from system standby with flashing blue screen, pressing <Scroll Lock> twice will skip to Login Prompt


Login Prompt

Normal



Enter <F1> -<F8> (users), <F9> (Parent) or <F10> (Setup) to select user to log in.

Holiday/ Vacation Mode




Password Prompt



Enter password followed by <Enter> key. Also used to enter Bonus Time (0-9).

Wrong Password




Full screen red when incorrect password (or not yet enabled that day by parent), then returns to Password Prompt. Multiple failed password entries will result in time out delays from 9-60 sec.

Time Not Available



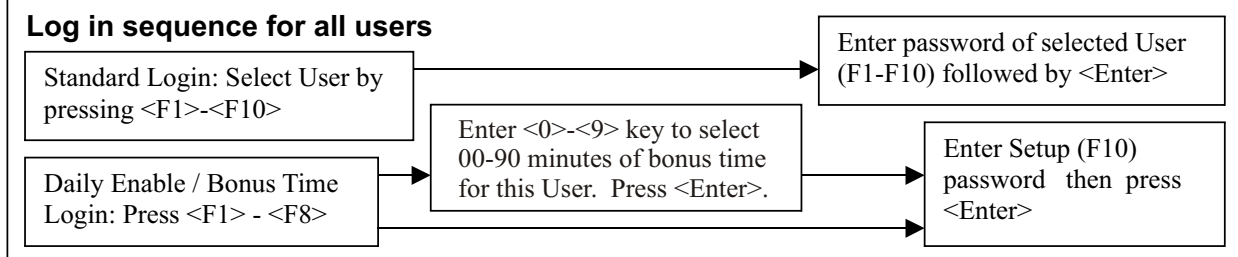
Flashes 3 times when user has no time available. This may be due to out of range, no remaining time (shorter) or user has been disabled (longer flashes).

Option Prompt

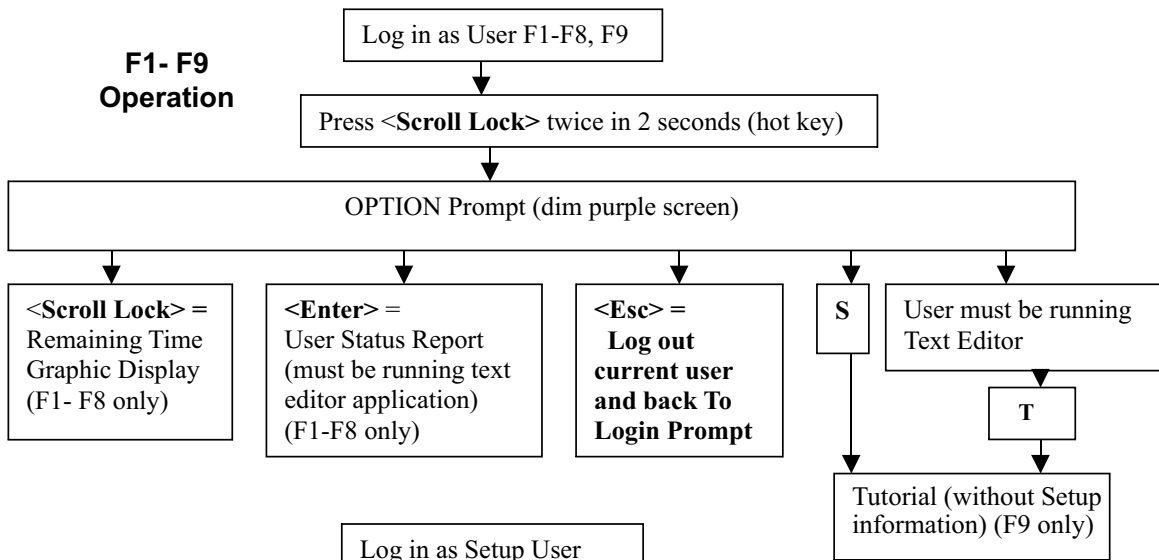


This prompt appears after pressing <Scroll-Lock> key twice in 2 seconds while logged in. Enter additional keys as required for Setup, Quick Changes, Tutorial and Remaining Time Graphic.

Log in sequence for all users



F1- F9 Operation



Setup User F10 Operation

